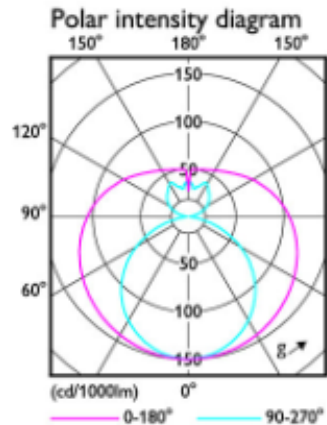


P-Lindberg

1 x TLED 15.5W 4000K 9290035197

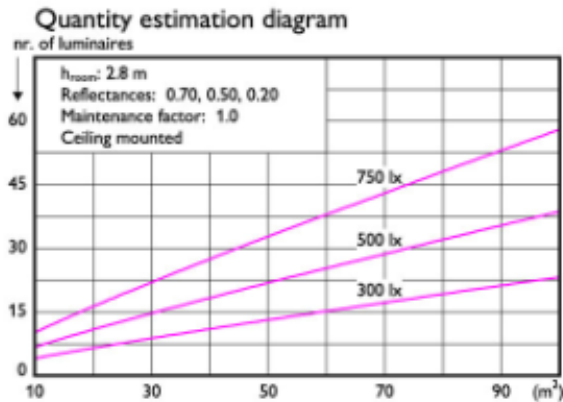
1 x 1800 lm



Light output ratio 0.97
 Service upward 0.34
 Service downward 0.63

CIE flux code 33 61 83 65 97

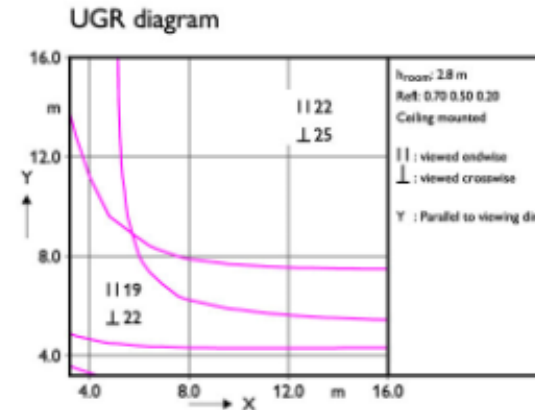
UGR_{cen} (4Hx8H, 0.25H) 24



Utilisation factor table

Room Index k	Reflectances (%) for ceiling, walls and working plane (CIE)										
	0.80		0.70		0.50		0.30		0.10		
	0.80	0.50	0.70	0.50	0.50	0.30	0.30	0.10	0.10	0.00	
0.40	0.37	0.35	0.35	0.34	0.33	0.26	0.24	0.19	0.21	0.17	0.13
0.80	0.46	0.44	0.43	0.42	0.41	0.34	0.30	0.26	0.27	0.23	0.18
1.00	0.54	0.50	0.50	0.49	0.47	0.40	0.36	0.31	0.32	0.28	0.22
1.25	0.61	0.56	0.57	0.55	0.53	0.46	0.41	0.36	0.36	0.33	0.26
1.50	0.67	0.61	0.63	0.60	0.58	0.51	0.45	0.41	0.40	0.36	0.29
2.00	0.76	0.68	0.71	0.67	0.64	0.58	0.52	0.48	0.46	0.43	0.34
2.50	0.82	0.73	0.77	0.72	0.69	0.63	0.57	0.53	0.50	0.47	0.38
3.00	0.87	0.76	0.81	0.76	0.72	0.67	0.60	0.56	0.53	0.50	0.41
4.00	0.93	0.81	0.86	0.81	0.76	0.72	0.65	0.61	0.57	0.55	0.45
5.00	0.97	0.83	0.90	0.84	0.79	0.75	0.68	0.65	0.60	0.58	0.47

Ceiling mounted



Luminance Table

Plane Core	0.0	15.0	30.0	45.0	60.0	75.0	90.0
45.0	5770	5669	5760	5827	6098	6882	8177
50.0	5679	5557	5639	5641	5847	6606	7950
55.0	5622	5479	5555	5481	5608	6313	7670
60.0	5599	5436	5506	5354	5393	5976	7233
65.0	5612	5429	5498	5272	5228	5616	6620
70.0	5661	5462	5535	5229	5090	5230	5775
75.0	5753	5538	5620	5241	5018	4813	4574
80.0	5889	5661	5763	5335	5063	4487	3891
85.0	6076	5838	5971	5528	5272	4487	3887
90.0	6332	6085	6263	5852	5711	5384	2174

(cd/m²)

s22050019a

2022-05-23

Corepro LEDtube 120 cm – 90 55 954